

NEXUS

Major Service Outage Overview








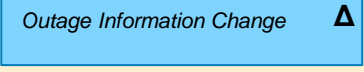

October 12, 2021

Disclaimer

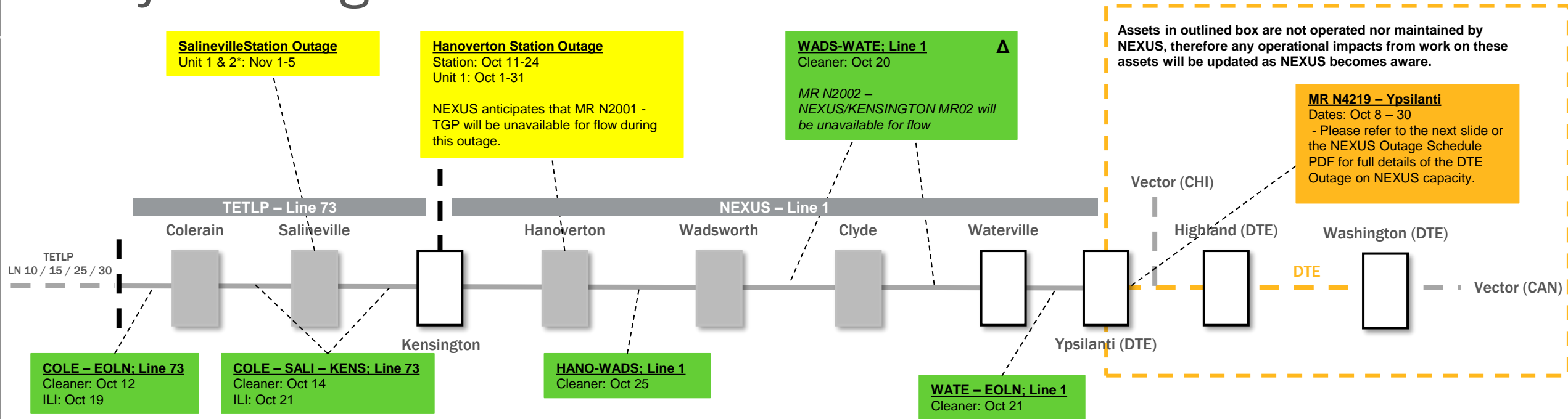


- This overview contains a list of current outages across the Nexus Gas Transmission (NEXUS) system that could impact mainline capacity, lateral system capacity, and/or have an impact to meters.
- This overview may not include a complete list of outages that will occur during the outage season, and NEXUS reserves the right to update this list to reflect additional outages when the timing of such outages can be reasonably forecasted. For a complete list of NEXUS outages, please be sure to refer to the regular outage postings.
- Due to unforeseen delays and/or scheduling conflicts, the dates of the outages listed are subject to change. Any changes to the outage plan will be posted at the earliest practical date. Furthermore, when operationally feasible, NEXUS will coordinate with upstream and downstream point operators as necessary, to help minimize the operational impact of outages.
- Parties are urged to monitor NEXUS' informational postings to access the most current information.

Legend

	Inspection/Maintenance Digs
	Tool Runs
	Compressor Unit / Station Outages
	Miscellaneous Outages (such as installation pig launchers/receivers, meter outages for specialized tool runs, etc.)
	Refer to another slide for more information
	Outage/Maintenance Work
	Pressure Restriction
	Change to Service Outage information (indicated by "Δ" symbol); Changed outage information <i>italicized</i>
	Work that is currently planned for a following year is indicated in a "faded" & dashed lined box.

Major Outages: NEXUS



Oct 12	763	763	860	857	839	789
Oct 13	882	882	882	878	860	810
Oct 14	444	444	872	869	851	801
Oct 15 – 18	882	882	882	878	860	810
Oct 19	830	830	855	852	834	784
Oct 20	950	950	950	790	775	725
Oct 21	521	521	813	809	791	741
Oct 22 – 24	882	882	882	878	860	810
Oct 25	950	950	896	896	881	831
Oct 26 – 31	950	950	1,261	1,257	1,238	1,188
Nov 1+	950	950	1,473	1,471	1,453	1,403

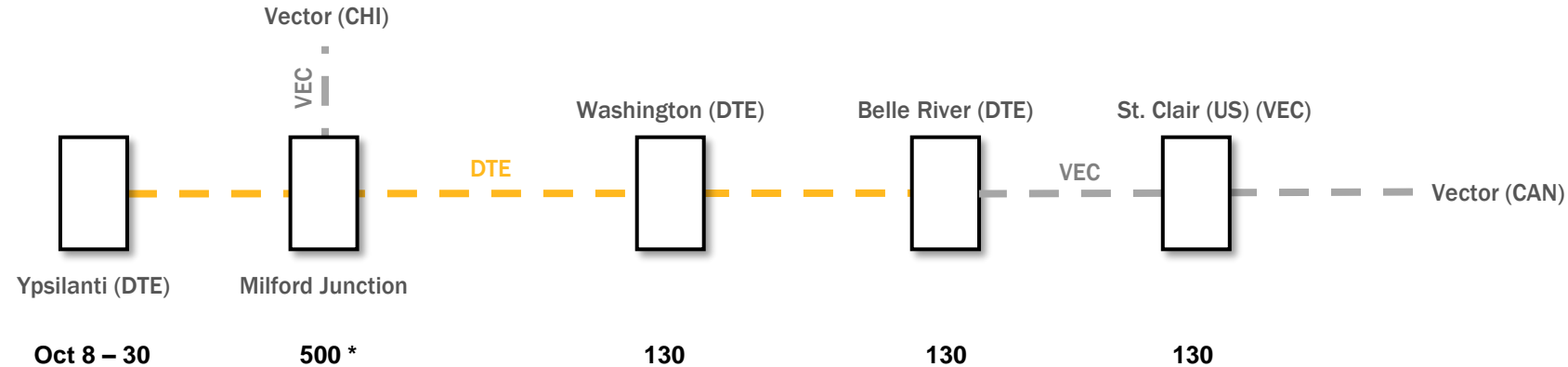
This overview contains a list of outages that are anticipated to impact: mainline capacity, lateral system capacity, and/or have an impact to single tapped meters. To view a complete scope of upcoming outages as well as more detailed information for each outage please refer to the regular service outage postings. Schematics for illustrative purposes only.

*Units out 1 at a time sporadically during timeframe

Major Outages: NEXUS – DTE Outage (Oct 8 – 30)



Assets in outlined box are not operated nor maintained by NEXUS, therefore any operational impacts from work on these assets will be updated as NEXUS becomes aware.



* Due to DTE maintenance, NEXUS's total firm capacity to Milford Junction N4237 (DTE) Vector Milford Junction - DEL will be 675,000 Dth/d.

During the period October 8-30, 2021 all DTE meters north of Milford Junction listed below will be unavailable for flow:

- | | |
|---|--|
| N4310 – (DTE) DTE – Gas Storage W10 – POOL RECEIPT | N4436 – (DTE) DTE – Vector-Belle River – DELIVERY |
| N4440 – (DTE) DTE – Gas Storage – RECEIPT | N4301 – (DTE) DTE – Great Lakes-Belle River – POOL RECEIPT |
| N4140 – (DTE) DTE – Gas Storage – DELIVERY | N4002 – (DTE) DTE – Great Lakes-Belle River – RECEIPT |
| N4311 – (DTE) DTE – Bluewater – POOL RECEIPT | N4422 – (DTE) DTE – Great Lakes-Belle River – DELIVERY |
| N4206 – (DTE) DTE – Bluewater – RECEIPT | N4196 – (DTE) DTE – Willow-MCGC Trading Point |
| N4406 – (DTE) DTE – Bluewater – DELIVERY | N4459 – (DTE) DTE – Union St. Clair – POOL RECEIPT |
| N4308 – (DTE) DTE – Vector-Belle River – POOL RECEIPT | N4435 – (DTE) DTE – Union St. Clair – RECEIPT |
| N4136 – (DTE) DTE – Vector- Belle River – RECEIPT | N4035 – (DTE) DTE – Union St. Clair – DELIVERY |